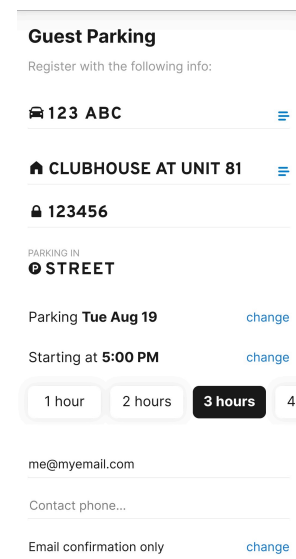
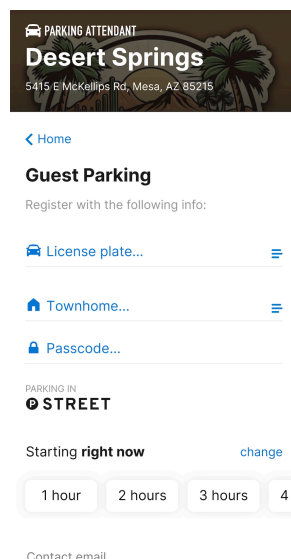
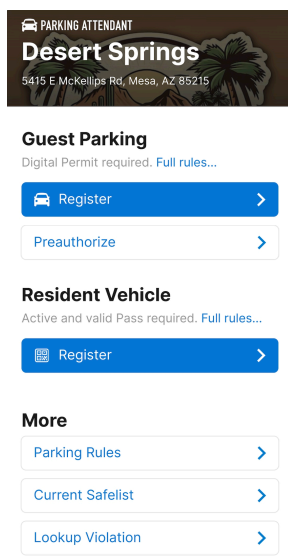


Guest Registration Made Easy: 1-2-3

Guest parking registration is easy. The primary purpose of registration is to ensure that residents who rely on street parking can find a space when they need it. While guest parking is important, it is secondary to resident needs.

Registration allows the HOA to better understand parking demand and collect useful data for future planning. The you may register or reserve a space for your guest, if available, or you may send your guest a link (“Preauthorize”) from which they can register when they arrive.



Step One: Open Parking Attendant

To open, scan the QR code included in your parking documents using your smartphone camera.

You can register parking in real time or reserve a space for your guest to ensure a parking space available when they arrive.

Step Two: Fill in Details

Enter the required information including the start time and the length of the visit.

Note: Most smartphones will offer previously used license plate numbers as a suggestion, so you can quickly populate that for your repeat guests.

Step Three: Register

Click **REGISTER** to create a digital parking permit.

Enter only the time frame parking is needed.

Tip: Enter your email address to be notified when the reservation is expiring—or if there’s an issue with the vehicle.